


RIKA FLUE PIPES

A SAFE FIREPLACE CONNECTION. Original RIKA FLUE PIPES are reliable, resistant, durable and coordinated exactly to the RIKA stove model's requirements. We have the same high quality standards for our flue pipes as we do for our stoves.

- + CONSISTENT COLOUR MATCH TO YOUR STOVE
- + HEAT-RESISTANT, ODOURLESS PAINT AS WITH THE STOVES
- + PERFECTLY MATCHED TO YOUR STOVE

FLUE PIPES	100 cm	75 cm	50 cm	25 cm	
100 mm	1000	750	500	250	50
120 mm	1000	750	500	250	50
150 mm	1000	750	-	250	50



KNEE

Ø	ANGLED	C	D	B
100 mm (rigid)	45°	150	100	50
100 mm (rigid)	90°	200	-	50
120 mm (rigid)	45°	150	125	50
150 mm (rigid)	45°	150	140	50
120 mm (rigid / variable)	90°	250	-	50
150 mm (rigid / variable)	90°	250	-	50




FLUE PIPE	25 cm	
120 mm	250	50
150 mm	250	50

(with damper flap)

TELESCOPIC TUBE

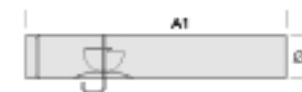
Ø	A (EXTENDABLE)
100 mm	500 - 900
120 mm	700
150 mm	700

(with clamp)



FLUE PIPES	A1
120 mm	1000
150 mm	1000

(with condensation ring, wide on both sides)



FLUE PIPE

Ø	A
100 mm	120
120 mm	120
150 mm	120

(with condensation ring, wide on both sides)



FLUE PIPE SET

ANGLED PIPE

Ø	A	B	C
100 mm	500	50	635
150 mm	500	50	635



WALL LINER (1 mm steel)

Ø	A SHORT	A LONG
100 mm	102	-
120 mm	120	220
150 mm	120	220

(Wall lining, single or twin wall)



WALL ROSETTE

Ø	A STAND.	A MID.	A LARGE	D
100 mm	170	200	-	102
120 mm	185	220	400	125
150 mm	210	265	400	157



VERTICAL PIPE

(with cleaning cover, can be ordered individually for pellet stove)

